

Persistent Virtual Identity in Community Networks: Impact to Social Capital Value-Chains

C. M. Chewar, D. Scott McCrickard, and John M. Carroll

Department of Computer Science

Virginia Polytechnic Institute and State University

Blacksburg, VA 24061 USA

{cchewar, mccricks, carroll}@cs.vt.edu

ABSTRACT

Community networks are digital infrastructures designed to strengthen bonds and build social capital between members of a community, facilitating accomplishment of goals. As we consider how community network implementations can be improved, we recognize the potential that social translucence and activity notification introduces to other forms of CSCW. We investigate how the underlying notion of persistent virtual identity—established at logon—impacts user perception of community networks and their social capital production process. To approach this question, we introduce a design model that reconciles various computer-mediated communication research contributions with support for typical community network scenarios of use. Using this model, we perform an inspection on existing community network implementations. Based on the insight gained through this analysis, we introduce a generic prototype that allows survey of user reaction to community network design elements under differing conditions of persistent virtual identity implementation and usage motivation—the results frame a value-chain understanding of conceptual tradeoffs.

Keywords

Social capital, collective efficacy, notification, activity awareness

INTRODUCTION

Community networks implement technology to tie together diverse members. Definitions of community networks and related terminology can be confusing. Mynatt et al. describe *network communities* as technology-mediated environments that facilitate a sense of community among members [18]. One of the characteristics in their description of community includes shared geographic area, although they include other possible bases of community as well. *Online communities* or *virtual communities* describe a general gathering of interest, without the condition and organizational basis of residential proximity or the goal of affecting real-world events or interactions [22, 12]. However, to refer specifically to geographically collocated groups of people that use technology as a complement for real-world

interaction, others use the term *community networks* [6, 7, 24], as we do here. In [7], Schuler’s definition of community includes three aspects of membership: common residential location, “like minded” in the performance of daily activities, and a sense of belonging with a larger social unity. Schuler’s definition provides a reasonable and constrained articulation of our focus, and is consistent with the conceptual concerns in differentiating sense of community in placed-based communities and communities of interest [3].

As we experience the “crisis of community” and the decline of social capital (described in [23, 24, 31]), community networks support growth, sustainment, and resolution functions of a real-world, proximate community—a new hope for developing social capital, promoting trust and reciprocity, and encouraging new and deeper personal interactions [3, 6, 24]. Community networks provide access to local topics such as citizen and government-led initiatives, health, education, and news information, cultural events, and economic opportunities. The promise of a fresh supply of social capital increases as connectivity of community networks permeates more deeply into the physical world with mobile, wireless carriers and context/location-aware sensors: real-time information delivery will enhance local safety, traffic, and commerce [15].

Toward effective community networks

Recent efforts within the CHI community have begun to clarify the important characteristics and research questions for community networks. Mynatt et al. develop a set of characteristics uniquely demonstrated by network communities, which can be summarized as a multi-user, technologically mediated, persistent context for activity and realtime interaction [18]—strongly suggesting an expectation of user identity rather than anonymity. They also describe important design dimensions that apply to community networks, which include managing linkages between real and virtual elements. They describe “success” as supporting long-term participation, a variety of social rhythms for interaction, a sense of membership, and understanding of conventions and trust.

Carroll and Rosson raise many critical unanswered questions about community network participants, productive outcomes, impacts on community life, and effect on economic development—all probing specific sources of potential social capital and stressing the relationship between community networks and social capital production. They also note the differences in the variety of personal relationship types, again implying the need for virtual identities. The distinctive characteristics of community networks provide an opportunity to recognize and measure instances of community or *collective efficacy*, the perception of the members regarding the community's ability to accomplish goals [6].

Unfortunately, actual implementations of community networks do not yet seem to be effective in building social capital. While it has been noted that the Blacksburg Electronic Village served as a catalyst for local technology infrastructure [6], actual remedies to the crisis of community appear to be only anecdotal and relatively short-lived. Carroll and Rosson also provide a summary of other lack-luster evaluations, and Schuler describes some of the challenges that have consumed community networks [25].

In order to postulate shortcomings of community networks in building social capital and suggest improvements, we focus on two questions:

- *What design elements of community networks support production of social capital?* That is, we want to identify key components of the community network interface that should be fulfilling this critical system function.
- *What role should virtual identity play in a successful community network?* We suspect privacy and security concerns inherent with a persistent virtual identity may be tradeoffs with mutual trust and awareness, which seem to be prerequisites for social capital. Is a balance or work-around possible?

To this end, the next section focuses on understanding the social capital building process. Considering general support for collective activity may broaden our purview, so we also provide a review of design strategies supporting the social capital building process. This suggests a general design model for community networks, which we introduce as a representation of the value-chain within these interfaces and then use to analyze several existing systems. Based on the analysis, we developed a generic prototype with design elements that may facilitate production of social capital. With this prototype, we obtained user feedback related to our question about persistent virtual identity options in a community network, framing a discussion of future work and design conception tradeoffs.

BUILDING SOCIAL CAPITAL

Haase et al. describe three forms of social capital that could be influenced by community networks (they discuss more generally—the Internet). *Network capital* describes the frequency of contact with friends and other relations, *civic engagement* describes participation level in political activities and voluntary organizations, and *sense of community (SOC)* describes the willingness and effectiveness for mobilizing [12]. In this recent report, they provide evidence that the Internet is increasing all three forms of social capital. Blanchard and Markus summarize component dimensions of SOC: feelings of membership, feelings of influence, integration and fulfillment of needs, and shared emotional connection [3]. They also summarize how each dimension is developed, for example, feelings of influence result from the process of enforcing and establishing norms within a group. Development/maintenance processes include establishment of boundaries, personal investment of time, use of common symbols, status rewards, shared values, and the like. Considering these processes, it is difficult to image how they could be effectively accomplished without virtually expressing and interpreting self and member identity within the community network. We save a thorough analysis of the role of virtual identity for later.

Strategies for collective activity support

As we consider how community network implementations can be improved, we recognize the potential that CSCW concepts may introduce. To frame this review, we extract three topics (providing a persistent history of activity, facilitating coherent communication, and linking the real and virtual worlds) that were introduced earlier as important characteristics of community networks and would collectively support all dimensions of the SOC development processes.

Providing a persistent history of asynchronous activity

Much recent work within the CSCW field has been directed toward providing *common ground*, the context necessary for guiding effective collaboration and complex activities. Without support for common ground, collaborators are unable to effectively assess each other's contributions or develop trust and common goals. One technique for this support is a durable artifact depicting interaction over time, such as conversation trees and threaded discussion boards, which offer the key benefits of a coherent recording mechanism and peripheral awareness of groupwork [26]. A persistent history of interactions can also be enhanced with data-mining and visualization techniques, such as the Usenet patterns of participation augmented with thread-tree, piano roll, sociogram, and tree map visualizations [27]—these provide a possible first-step in understanding the historical background required for deeper discussion.

Researchers have also identified specific aspects of groupware systems that contribute to successful communication archival, including moderator support for focusing topical discussion and streamlined history size that eliminates repetitive discussion or unwieldy organization conducive to browsing [32]. The recent articulation of *activity awareness*, the knowledge of group project coordination and execution that involves understanding the relationship of tasks and goals, has been found to be a useful objective for designing and evaluating interfaces that inform group members of current collective and sub-group progress and plans, historical performance, and opportunities for impromptu goal revision [5].

Facilitating coherent, near-synchronous communication

Other CHI efforts have focused on improving computer mediated conversation interfaces to more closely match norms of spoken interaction. Smith et al. summarize deficiencies of chat interfaces found in sociological Conversation Analysis, which include poor management of interruption and turn-taking, ambiguity in message presentation order, and awareness of real world attention focus [26]. While their threaded chat interface may begin to address these issues, other chat alternatives [29] provide more comprehensive indication of remote user status with a set of last line, immediate text, and keyboard activity representations associated with each chat user. This approach is consistent with Ackerman's argument for the importance of social activity indicators based on a "social facilitation" effect that describes heightened mobilization of individual energy in conditions where others are known to be active [1]. In this area, Erickson et al.'s ideas about *social translucence* are particularly exciting and farther reaching than chat, creating systems that allow visibility of socially significant information, awareness of others' actions, and accountability for actions performed. Through these properties, community processes such as formation of interaction conventions, peer pressure, and imitation are supported, which allow coherent communication. Abstracting individual actions enough to preserve a sense of privacy prevents transparency, thus translucence [8, 10]. To implement social translucence, minimalist visualizations called social proxies depict individual activity over time and in relation to the group, providing subtle cues that convey context for activities such as participating in an auction or lecture and waiting in line [9]. Another direction seeks to prompt opportunistic interaction of website browsers by depicting a dynamic, lexical representation of their work context (gleaned by other processing activities) and intelligently suggesting others with common situations [4].

Linking the real and virtual worlds

With the ability to monitor design elements showing near-synchronous activity information of group and community

members, users may often want to keep an eye on such information while they devote most of their attention to other computing and non-computing tasks. Notification systems, particularly activity notifications, allow users to receive such information of interest without introducing unwanted interruption to ongoing tasks, often in a peripheral and ubiquitous manner [16]. As we look for ways to link virtual and real world events and awareness, notification options provide answers. Basic notification systems include AOL Instant Messenger's Buddy List indicators and email message status representations—users are able to learn something about collaborator actions at a glance. Other features provide interactive maps that provide real world metaphors to virtual community events. However potential is vast, considering work being done to seamlessly integrate notification with a user's physical environment, such as Ishii's ambientROOM [14] or the symbolic mappings of activity and presence information in AROMA's active wall display images [21], and the movement toward aesthetic and meaningful design of ubiquitous data [13]. Other work leverages wireless technology and portable client devices to extend the depth and range of notification possibilities [15, 28] and uses recommender features to provide notification of availability and easy access to group collections like NuggetMine [11].

The role of individual identity

In our survey of these strategies for collective activity support of critical community network features and social capital production, the reliance on recognition of established user identity is strong. However, as Erickson and Kellogg note, there is a critical tradeoff associated with the tension between user privacy requirements and providing persistent (and increasingly broad) visibility of their activities [9]. Identity tradeoffs within community networks are even greater—in exchange for our privacy we expect to gain a sense of security and well-being. Walters makes an excellent argument about this community component of additive well-being, innate protection of privacy rights in communal action, and possibilities for activity translucence available through privacy-enhancing technologies (PET) such as encrypted digital pseudonyms [30]. Especially poignant is his observation that PET designs must "contain doors or switches by which the subject may remain 'reachable' provided certain conditions set by him or her are met" in order to allow the production of social capital and preserve desire for anonymity. This reinforces our research questions, motivating the need to understand how persistent virtual identity impacts the design elements of community networks and their social capital production process.

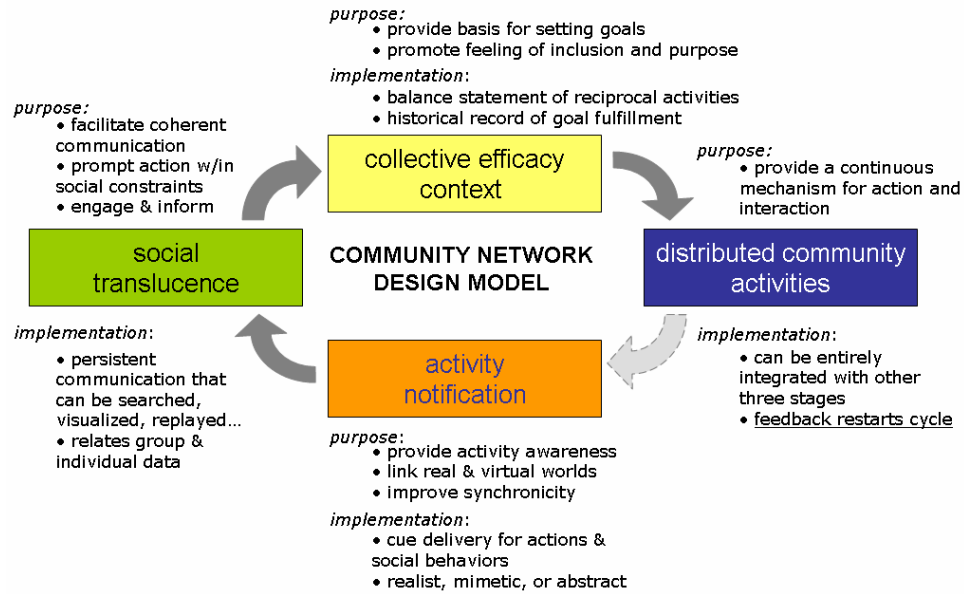


Figure 1. General design model of a community network, highlighting four stages of social capital production

<i>need for ... scenario</i>	activity notification	social translucence	collective efficacy context	distributed activities
service-providing actor	<ul style="list-style-type: none"> receive news items discern important or new issues 	<ul style="list-style-type: none"> assess interest and activity on issues determine general reaction consensus 	<ul style="list-style-type: none"> see how the community's agenda may be advanced realize how and to whom my contribution will matter most 	<ul style="list-style-type: none"> receive action support and continued encouragement provide progress status
service-demanding actor	announce: "I have an important issue"	<ul style="list-style-type: none"> obtain issue acknowledgement create interest identify resistance 	<ul style="list-style-type: none"> deconflict personal and community agenda create or mobilize resolution goals leverage earned reciprocity 	<ul style="list-style-type: none"> announce plan coordinate group action collect results

Table 1. Comparison of possible needs of two typical community network usage scenarios. Needs are identified according to the four stages of social capital production, shown in Fig. 1. Our initial thought is that designing an interface to flow from one stage to the next will improve a community network's chance of social capital production.

A DESIGN MODEL FOR COMMUNITY NETWORKS

To investigate how the underlying notion of persistent virtual identity could impact the design of community networks and acceleration of social capital production, we introduce a design model that reconciles the promising CHI and computer-mediated communication research contributions with support for typical community network scenarios of use. As a general design model, this conception addresses what are believed to be typical user goals and interaction intentions. Since we are working under the assumption that the primary goal of a community network is to provide a source of social capital (as stated in [6]), we revisit the social capital building processes, which we cross-reference with the collective activity support strategies to reveal discrete stages of necessary user interaction facilitation.

Feelings of membership result from understanding social conventions, devoting time to group efforts, and using group symbols [3], which is best supported by notification for activity awareness and receipt of social cues necessary for visibility, awareness, and development of accountability. Therefore, *activity notification* is the first stage in our design model (depicted in Figure 1). Activity notification leads to *social translucence* (the second stage) which primarily supports the second dimension of sense of community—feelings of influence. Here, coherent communication advances the production of social capital, especially network capital. Sense of community and increased perception of collective efficacy result, creating a *collective efficacy context* (stage three) if supported by a sense of history; this further inspires confidence in the dimension of integration and fulfillment of needs. The final dimension, shared emotional connection, is supported by activity notification, social translucence, and a

historical context. Coupled with this, social capital can be focused into *distributed community activities*, our fourth stage that allows the cycle to be repeated indefinitely. Figure 1 provides a succinct statement of each stage's basic purpose and implementation expectations. This model represents the *value-chain* of social capital—the links necessary for accumulation of sense of community. Understanding the value-chain can be useful for analysis of design implementations and issues inherent within each stage.

Typical scenarios of use

To simplify discussion of this model and further analysis, we focus on two scenarios which may describe the most typical community network users, one involving a “service-providing actor” and another involving a “service-demanding actor.” Possible community network needs at each design model stage are reflected in Table 1.

In the first scenario (scenario SP), the user asks “what can I do for my community?” with a strong spirit of undirected volunteerism and consults the community network to find out. This user is likely to be interested in learning about various issues, identifying leaders or more experienced members, fitting individual talents to community needs, and carrying out and receiving recognition for valued actions.

In contrast, the user in the second scenario (scenario SD) asks “what can my community do for me?”, demanding some type of action or service that he feels he is owed. This user is likely to value feedback about his issue in the form of acknowledgement and shared interest or identification of others with similar issues. He will also value a forum that allows negotiation or planning and coordination of action.

As we use the design model to analyze existing community networks, and later when we conduct user testing on our persistent virtual identity question, we consider how the design implementations support each of these two scenarios (SP & SD).

ANALYSIS OF EXISTING COMMUNITY NETWORKS

Using our model, we analyzed the designs of six existing community networks to identify breakdowns in the social capital production process. The main purpose of this was to exercise the model itself and get a sense of how well it helps focus attention on interface elements that contribute to sense of community. However, we also wanted to demonstrate a methodical review of existing systems to provide a more solid basis for a generic prototype design. The six community networks reviewed include: Blacksburg electronic village¹, columbiaMO.com²,

Danbury Community Network³, Davis Community Network⁴, Hamilton CommunityNet⁵, and Prairienet⁶. These six community networks were chosen to represent a wide variety of community sizes, geographic locations, and elaborateness of interface functionality. Half of the interfaces were analyzed in the context of each scenario SP and SD. Analysis procedures invoked inspection of interface functions to assess support for each design model stage, described with a rating of “none”, “low”, “some”, or “strong” depending on the degree that interface artifacts instantiated the purpose and implementation expectations (as described in Figure 1). Ratings for each of the six community networks are provided in Table 2. For most ratings, a brief note describes the specific artifacts that support the stage. Additionally, a column is provided to note implementation details of any persistent virtual identity.

To more clearly illustrate the analysis process, we focus discussion on the Blacksburg electronic village (BEV) using scenario SP. Again, ratings for the assessments appear in Table 2, but the case description below elaborates on details of the model application and conceptual process.

Example analysis – Blacksburg electronic village

The BEV community network provides its local community with information about member contact information, a large catalog of business and organizational listings, a “virtual town hall”, resources for seniors, and links to area schools, libraries, and museums. Visitors can find out things to do and driving directions. However, in our assessment scenario (SP), we assume the spirit of undirected volunteerism and search for a way we can make a meaningful impact in the community.

Activity notification

In striving to become a more active part of the community, notification can quickly enhance feelings of membership. We look for mechanism that can keep us abreast of BEV happenings during daily activities, especially those that will help us learn about issues and activities of other community members. This requirement goes beyond the main page summaries of upcoming local events—we want to be informed and reminded as events unfold. Bi-weekly delivery of Blacksburg eNews emails provide a start, as do community listservs (rating = *some* support). However, the interface lacks strong notification support such as pop-up alerts for webcasts or urgent community needs, unobtrusive reminders about approaching events, chat

¹ <http://www.bev.net/>

² <http://www.columbiamo.com/>

³ <http://www.danbury.org/>

⁴ <http://www2.dcn.org/davis/orgs/DCN/>

⁵ <http://www.freenet.hamilton.on.ca/>

⁶ <http://www.prairienet.org/>

<i>support for...</i> <i>interface</i>	activity notification	social translucence	collective efficacy context	distributed activities	virtual identity & persistence
Blacksburg electronic village	some ; eNews emails, listservs	low ; forum threads	some ; Usenet groups, forums, meeting archives	low ; listing of calendar events	low ; homepage directory listing
columbiaMO.com	low ; static feature stories	none	some ; calendar, archives	some ; add calend. events, action items	none
Danbury Community Network	low ; old events	none	low ; many links	low ; no support on site	none
Davis Community Network	some ; DCN-News, listserv, calendar	low ; forum threads & read marking	some ; forums, calend. archives, neighborhoods	strong ; forum, add calend. event, add links	none
Hamilton CommunityNet	strong ; GIS info, announcements, private messages	some ; "who is online"	some ; newsgroups, Inform Hamilton	strong ; guestbook, hit counter, forms, add event	some , forum logins, register in-person
Prairienet	some ; emails, listservs	none	some ; emails, listservs, info archives	low ; mail lists	some , authentic logon

Table 2. Assessment of six community network interfaces according to support for the stages in our general design model and the question of virtual identity. We speculate that performance breakdowns within or between any of the stages may result in a loss of effectiveness in the community network's production of social capital. Interfaces in unshaded rows were analyzed using scenario SP; light grey rows were analyzed using scenario SD.

facilities, or dynamic information delivery that would invoke impromptu, real-world interactions. As a tentative new member, push technologies like these may be welcome (although they have been found to becoming quickly annoying), inviting involvement and encouraging informativeness necessary for feelings of membership.

Socially translucent communication

Assuming that the BEV helped focus our interest toward particular issues (as the comprehensive catalogue of organizations is wont to do), we now require support for assessing community interest about particular events and issues, gauging consensus, and understanding norms and conventions of participation. Coherent communication should be a by-product of visibility and awareness of other member's activities. In this respect, the BEV provides very little (rating = *low*) support. Perhaps the one feature we could find was the member statistics and list of "10 most popular homepages," however, these representations felt dated and insipid. Simple, iconic indications of others that are actively viewing the site would be a start toward social translucence, but some of the social proxy ideas [8], voting interfaces and results (such as ⁷), or Amazon.com-style reviews and referrals would be most helpful. While the site claims to provide some services that might enable social translucence—small group collaboration with shared calendars, address books, project management tools, and discussion forums, this seemed to cater toward

established groups rather than promoting feelings of influence or sense of community with our scenario actor.

Collective efficacy context

In order for our service-providing actor to achieve the sense of community necessary to adopt common goals and engage in reciprocity, they will be interested in browsing through a historical record of community activities, sensing who is responsible for what, and realizing how to contribute most effectively. The BEV community network implementation does not readily provide an itemization of existing goals, but it does allow access to a history of collective accomplishment with Usenet newsgroup servers for 12 local groups (free for all users) and provides links to archived webcasts of Town Council meetings and government documents (rating = *some* support).

Support for distributed activity accomplishment

As community members work toward common goals, they need to be able to receive support for tasks and encouragement from others that are aware of their progress, and provide feedback to the larger community that will earn reciprocity, rewards, or other recognition. This community network implementation provides no explicit support for this, although newsgroups or discussions forums could fill such a role. Listing calendar events do promote community awareness of distributed activities, but the overall support for this stage can be improved (rating = *low*).

⁷ <http://www.cnn.com>, QuickVote

Persistent virtual identity

A user can establish a persistent virtual identity within this community network by registering and becoming a Villager, which allows adding or updating of community, business, and organization listings and homepages. A user's email address can also match the community domain, but there is no authentication of identity or association of participation-relation actions with the identity, so overall incorporation of persistent virtual identity within this community network is *low*.

Overall, the BEV community network appears to provide some support for building social capital, although many improvements can be made. Of particular note, much can be done with leveraging dynamic activity of community members through notification and social proxies.

Other community networks

The overall results for all six community networks are provided in Table 2. From this, we can see that a variety of ratings were achieved, although community networks

seem to be especially weak in supporting social translucence and providing mechanisms for enacting distributed activities. In particular, Hamilton CommunityNet seemed to be the strongest, although the feature of adding links to any page found in the Davis Community Network certainly provides a lot of potential. Policies for virtual identity and user accounts varied widely—many sites include no support for email accounts and require no logon at all. Other sites, particularly Prairienet, require members to use authentic usernames that can be traced back to real names. Only the Hamilton CommunityNet appeared to enforce local accounts, since accounts could only be established in person.

A GENERIC PROTOTYPE BASED ON OUR MODEL

To further exercise our design model, we used it to develop a generic prototype of a community network. Since our design model helps us consider and refer to specific interface elements, we were able to construct an interface

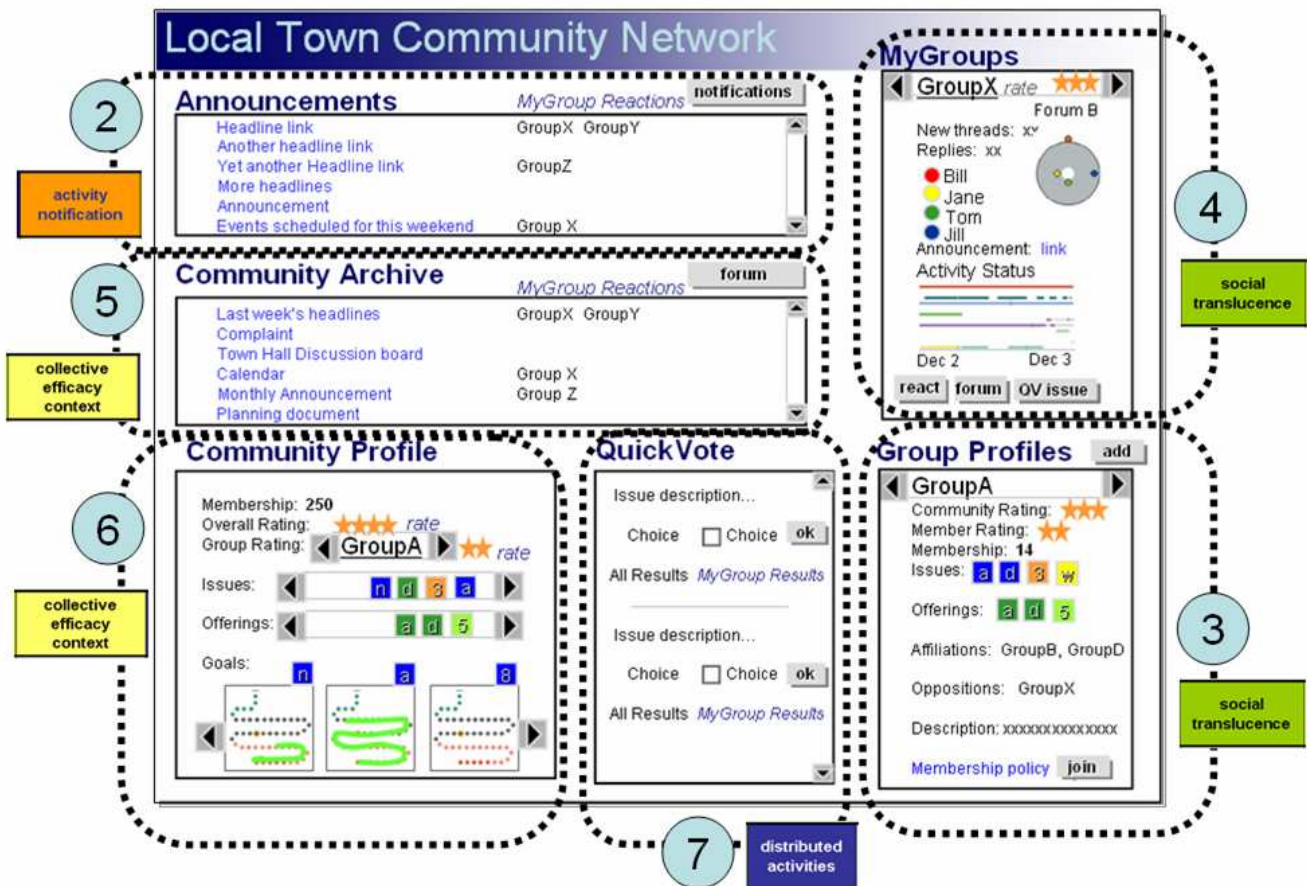


Figure 2. Generic prototype of a community network, based on our design model (Fig. 1). Square labels for interface elements indicate the design model stage they primarily support. Numerical labels refer to the step in our user study during which the interface component was discussed and rated (these labels are also used as a reference in the description of this prototype). Components included in #4 and #6 are social proxies from [8].

that includes some type of support for each stage of the social capital production process (see Figure 2). The interface is purely conceptual, developed to aid our understanding of the individual and holistic impact of each feature in supporting various usage scenarios (described earlier), building and maintaining a sense of community, and balancing design choices (e.g. implementation of persistent virtual identity policies). Design elements and feature groups within this prototype are meant to be entirely replaceable—perhaps a catalog of generic components for each stage would allow browsing through various implementations to select and test for ideal combinations. Once a conceptual activity design is settled on that would support all stages of social capital production, other usability concerns such as information and interaction design can be addressed in less formative prototypes.

Design conception

Features within our generic prototype are discussed according to the social capital production stages of the design model introduced earlier (Figure 1), starting with activity notification. Before arriving at this type of interface, users of the community network would perhaps pass through a logon screen requiring an authenticated or unauthenticated username and password (these issues are explored in the next section describing the user study).

Activity notification

Support for activity notification includes two primary features: the community announcements (Fig 2, #2) and a notification settings screen (not pictured). Once users have accessed the site, they might find a list of recent community announcements helpful. Items in the list may link to detailed stories or event descriptions, or perhaps to discussion forums. Here, users should be able to find out if others have similar needs or concerns and get a general idea of what's going on in the community. If they develop associations with groups within the community, perhaps users might want a link to group reactions for individual items in the list. There may also be a mechanism to indicate preference for receiving updates on postings within certain categories of information or information from particular people, perhaps through an email message notification, a pop-up window, or a taskbar icon that subtly changes in appearance. These notifications would ensure users are updated on site changes, even if they do not visit the website frequently.

Socially translucent communication

Two groups of features in this interface support members of the community network in comparing views, understanding patterns of each other's activity, and developing norms and accountability for action: the group

profiles (Fig 2, #3) and the MyGroups activity representation (Fig. 2, #4).

To find out what other members of the community are concerned with and discussing, users might access the group profiles. As they browse through the collection of groups registered within the community network, they may notice the group reputations, provided by the "community rating" (votes from anyone in the community) and the "member rating" (votes from only members of the group). Groups can have issues represented by icons (described by tool-tips and description links) that are important to them (e.g. the desire not to be harassed about using a crosswalk), and they can also be known for offering certain resources to the community at large (e.g. carpooling space or babysitting services). Groups may also visibly indicate opposition to the policies or actions of another group. From this part of the interface, users can join or create new groups.

Once users join a group, they may want to be aware of group members' activity within the community network. With a small graphical representation (we include those found in [8]), they can get a sense of who else is currently logged on and participating in discussion forums. Icons represent users that are logged on or off the site (inside the circle) and convey the recency of activities like chatting within discussion forums have been (central icons indicate very recent activity, as inactive time passes they drift to the edges). A small timeline can also show a line for each person, representing when and how long they were logged on during a given period of time. These features should allow users to know a little bit about when group members are active within the community network and what they are actively concerned with.

Evidence of collective efficacy

The prototype contains two elements that should provide the historical context and evidence of reciprocity necessary for development of collective efficacy and ultimately new social capital: the community archives (Fig. 2, #5) and the community profile (Fig. 2, #6). The community archives are fairly standard within existing interfaces, typically including a list of resources that can be accessed by anyone in the community, such as a common calendar of town events, formal documents detailing plans or complaints, and permanent discussion boards on a variety of topics. Our conception differs in the inclusion of "MyGroup Reactions." If a user is a member of a member of a group, group-owned links (e.g. to a group calendar or document annotations) may also appear, indicating related resources that are only available to members of the group or those given access permissions.

The community profile is included to help users understand how their concerns fit in with community-wide

concerns. Here, they can see things like the total community membership and how the community is rated by all members or various groups. Community members are also able to see how community leaders have prioritized issues within the community that need supporting (such as a leaf-removal project or cross-walk enforcement movement) and the types of community support available to groups or individuals (such as food and clothing that has just been donated). In addition, some issues that require multiple phases to complete can be represented in terms of a progress state indicator (we used an example from [8]).

Support for distributed activity accomplishment

Many of the elements included in the other features support distributed activity accomplishment. For example, users can post messages on group or community discussion forums, rate the community or other groups, submit requests to include issues in QuickVote (Fig. 2, #7) or documents in the community archives. Many of the notification options (e.g. associating certain events, groups, or individuals with preferences to receive email, instant messages, or subtle changes to taskbar icons) provide the feedback necessary to restart the cycle, providing prompt reaction from group or community members related to a member's actions.

We expect that this model can be useful for testing how user attitudes relate and are formed by individual interface component. We can obtain user responses to investigate how each component enhances sense of community and social capital. Furthermore, we can use this model to frame other research, such as our question related to the role of persistent virtual identity within a community network.

VIRTUAL IDENTITY USER STUDY

We demonstrated our generic prototype to users to gain additional insight into whether the design model is useful for assessing production of social capital and the challenges that would result from issues related to persistent virtual identity policies. We surveyed 40 participants, obtaining feedback immediately after demonstrating each feature (in the order shown in Figure 2 and using a scripted description very similar to that provided in the previous section). All participants were male, undergraduate computer science students, ranging in age from 18-23. While all reported frequent Internet use, there were differences in frequency of concern for issues in the real local community and communication with neighbors. However, these differences were fairly evenly distributed across our four test conditions. We were specifically interested how differences in the logon policy and usage motivation would affect participant perception of the overall community network and individual features, which we assessed with a 2x2 between-subjects design.

The logon policy included two treatments—an authentic logon (A) and an unauthentic logon (U). When participants surveyed under treatment A were introduced to the logon screen, they were told that access to the community network was controlled by a username associated with their real name and was physically issued by a central community authority, such as city hall, the town library, or voter registration. They were also told that this policy would ensure that all members of the community network were actual members of the physical local community. Participants surveyed with treatment U were shown a slightly different logon screen that allowed an account to be created online. These participants were told that their account could not be traced to their real identity, but this policy would allow anyone, anywhere to create one or more accounts, regardless of their proximate presence within the physical community.

We asked participants to imagine having one of two different concerns relating to the community as they considered the interface—a service providing (SP) or service demanding (SD) concern (these scenarios are described in an earlier section). Participants assigned the SP concern were told that they were trying to find a way to volunteer within the community, perhaps to help needy children or senior citizens, but were unsure how to begin. Participants assigned the SD concern were told that they had heard about vehicle vandalism within their neighborhood, suspected that the community was not addressing the incidents enough, and wanted to get the situation resolved. Other than these two variations, all test conduct was identical. Ten participants were assigned to each of the four conditions: SD-A, SP-A, SD-U, and SP-U.

Just after learning about their concern and the logon feature, participants provided a baseline indication of their attitude toward using the community network. After each subsequent feature was introduced, participants indicated how much they like it, whether they thought it was useful, their most important concern related to it, and whether it changed their attitude about the overall community network. From these responses, we are able to assess the *value-chain* of social capital production within the interface, determining weak links in the stages that produce and enact sense of community. The posttest questions included exactly the same question as the initial question (“*What is your general attitude toward using the community network?*”), as well as questions that probed the effect of the community network on the physical community and willingness to use.

We had three hypotheses for this study—1) there would be a difference in attitude toward using the network between authenticated and unauthenticated logon conditions, 2) there will also be a difference in attitude between those with concerns that rely on establishment of accountability

or anonymity (unauthenticated vandalism reporters SD-U since authentication may lead to retaliation and authenticated volunteers SP-A since authentication allows recognition of good deeds) and those that do not (SP-U and SD-A, and 3) the differences between groups will be traceable through the perception of feature usefulness and likeability and therefore groundable to specific sense of community dimensions.

There are several interesting initial results. Our first hypothesis was not supported by answers on the posttest attitude question ($F(1,19) = .78, MSE = .51, p > .10$). However, our second hypothesis was supported ($F(1,19) = 2.38, MSE = 1.1, p = .025$): SD-U and SP-A participants liked the general idea of the community network more. In order to approach our third hypothesis, we looked at how attitude levels changed over the course of the feature demonstrations. The difference between response levels on the initial and the post-test attitude questions is significant ($F(1,78) = 18.6, MSE = 50.8, p < .001$) and apparent in Figure 3. However, not all conditions produced significant attitude change: SD-U ($t(18) = 2.46, p = .024$), SP-A ($t(18) = 2.45, p = .025$), and SD-A ($t(18) = 2.12, p = .048$) were significant, while SP-U was not ($t(18) = 1.71, p = .105$). Certainly, positive change is expected as participants are familiarized with the features, but the effect of the SP-U treatment shows a difference that is not illogical.

While the comparison of initial and post-test attitudes provided some insight toward our third hypothesis, we found it most useful to examine the differences between the feature-related responses provided by participants in each condition. For example, the social translucence feature exhibited in step 3 (see Figure 2) changed the attitude toward the community network of the SP-A participants significantly more favorably than the others ($F(1,38) = 6.33, MSE = 1.2, p = .016$). On the other hand, the collective efficacy feature demonstrated in step 4

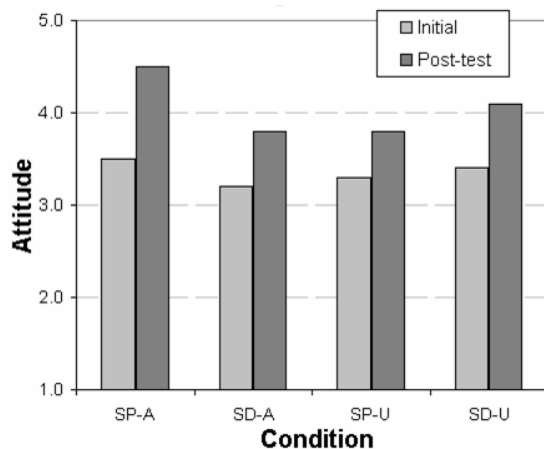


Figure 3. Attitude toward using the community network, where 5 = “strongly like” and 1 = “strongly dislike.”

caused much less positive attitude change in the SP-U participants compared to the others ($F(1,38) = 3.49, MSE = .83, p = .069$). Since the interface features support sequential stage development of sense of community, we can consider the attitude change toward the overall community network to be a *value-chain* for social capital. Figure 4 shows how the chain increased differently for each condition (sometimes decreasing), based on average responses—a perfect chain (based on a perfect set of features) would increase one-point at each step, resulting in an eight-point increase.

Other important differences between conditions are apparent as well, particularly in the responses about how much each feature was liked and thought to be useful. The logon feature itself showed a marginally significant difference between the SP-A and SD-U groups (those appreciating real recognition for their volunteerism from authenticate logons and those appreciating anonymity in light of potential as a future vandalism target) and the SD-A and SP-U groups ($F(1,38) = 3.69, MSE = 4.2, p = .062$). As expected, those in either A group noted privacy-related issues as the main concern for the logon feature (13/20) more often than others with the unauthenticated logon (5/20). In general, participants from the SP-A and SD-U conditions seems to appreciate the community network the most, saying twice as often that the community network would “bring people together and create sense of community” over other choices. However, 14/20 of these participants also selected privacy issues as the major concern for feature #4. These differences as well as those apparent between the conditions in Figure 4 provide compelling support for our third hypothesis.

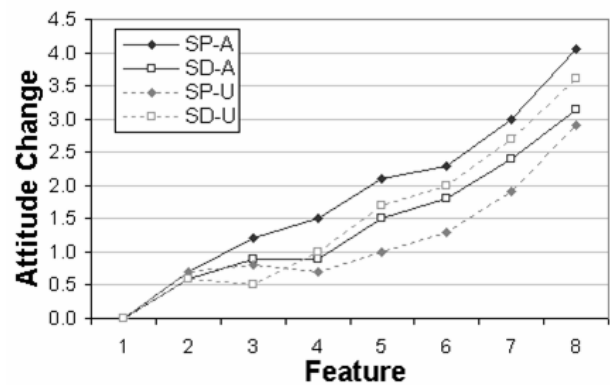


Figure 4. “Value-chain” of the community network, as determined by participants in each of the four conditions. Attitudes could increase up to a full point for each feature. Features numbers correspond to the labels in Figure 2 (in addition, feature 1 = logon-U, feature 8 = feedback notification preferences).

Complete results of this survey and a deeper discussion of the value-chain analysis process will be made available in a future paper. However, we can report here that our design model and generic prototype were very useful for providing a structured approach to these important questions.

DISCUSSION

Based on the analysis of existing systems, the prototype design conception, and the methodological contributions to our user study, we believe that our model of social capital production is a step in the right direction toward understanding how to improve the design effectiveness of community networks. Our design model was helpful for identifying critical aspects of the design, and should focus feature development and usability testing in a way that will fulfill the community network's purpose—social capital.

Using the model to isolate features of an interface for progressive analysis and user feedback allows a value-chain to be identified—revealing how value or the sense of worth is manifested through use. We focused on a question relating to logon policy with our initial study, but similar issues related to persistent virtual identity can be probed with this technique, allowing breakdowns in the social capital production process to be exposed. Value-chaining also allows claims about features, which are already well-grounded in theory, to be related to synergistic, multidimensional concepts, such as social capital. This can help designers select appropriate interface elements, usability engineers prioritize reengineering efforts based on cost-benefit data, and community leaders appreciate specific elements of an a community network interface.

There is much to do in the way of future work. At this time, we have not instantiated or implemented a version of the generic prototype, although that is a likely next step. Certainly, we have an interest in identifying communities that would benefit from a community network designed or redesigned according to our model. Although our case studies have demonstrated an early analytical effort, we are interested in developing improved evaluation methods and criteria to complement critical incident reporting [19] throughout all stages. Since our prototype can support the evaluation of many different questions, additional user testing may provide much more insight into questions about persistent virtual identity. We are especially focused on improving the design of specific interface elements, particularly those that support activity notification and enhance activity awareness. We also hope to extend our modeling process and value-chaining technique introduced here to other areas of interface development.

REFERENCES

1. Ackerman, M. S. & Starr, B. Social activity indicators: Interface components for CSCW systems, in *Proceedings of UIST '95*, ACM Press, 1995, 159-168.
2. Bandura, A. Growing primacy of human agency in adaptation and change in the electronic era. *European Psychologist* 7, 1 (2002) 2-16.
3. Blanchard, A. L. & Markus, M. L. Sense of virtual community—Maintaining the experience of belonging, in *Proceedings of the 35th Hawaii International Conference on System Sciences*, IEEE Press, 2002.
4. Budzik, J., Bradshaw, S., Fu, X., Hammond, K. J. Clustering for opportunistic communication, in *Proceedings of WWW '02*, ACM Press, 2002, 726-735.
5. Carroll, J. M., Neale, D. C., Isenhour, P. L., Rosson, M. B. & McCrickard, D. S. Notification and awareness: Synchronizing task-oriented activity. *International Journal of Human-Computer Studies*, to appear.
6. Carroll, J. M. & Rosson, M. B. Better home shopping or new democracy? Evaluating community network outcomes, in *Proceedings of CHI '01*, ACM Press, 2001, 372-379.
7. Cohill, A. M., & Kavanaugh, A. L. (Eds.). *Community Networks: Lessons from Blacksburg, Virginia*. Boston: Artech House, 1997.
8. Erickson, T., Halverson, C., Kellogg, W. A., Laff, M., & Wolf, T. Social translucence: Designing social infrastructures that make collective activity visible. *Communications of the ACM* 45, 4 (April 2002), 40-44.
9. Erickson, T. & Kellogg, W. A. Social translucence: An approach to designing systems that support social processes. *ACM Transactions on Computer-Human Interaction* 7,1 (March 2000), 59-83.
10. Erickson, T., Smith, D. N., Kellogg, W. A., Laff, M., Richards, J. T., Bradner, E. Socially translucent systems: Social proxies, persistent conversation, and the design of "Babble", in *Proceedings of CSCW '00*, ACM Press, 2000, 97-105.
11. Goecks, J & Cosley, D. NuggetMine: Intelligent groupware for opportunistically sharing information nuggets, in *Proceedings of IUI '02*, ACM Press, 2002, 87-94.
12. Haase, A. Q., Wellman, B., Witte, J., & Hampton, K. Capitalizing on the Internet: Social contact, civic engagement, and sense of community, in B. Wellman & C. Haythornthwaite (Eds.) *The Internet and Everyday Life*, 2002, Blackwell, Oxford, UK.
13. Hallnäs, L. & Redström, J. From use to presence: On the expressions and aesthetics of everyday computational things. *ACM Transactions on Computer-Human Interaction* 9, 2, ACM Press, 2002, 106-124.

14. Ishii, H. & Ullmer, B. Tangible bits: towards seamless interfaces between people, bits and atoms, in *Proceedings of CHI '97*, ACM Press, 1997, 234-241.
15. Kindberg, T., et al. People, place, things: Web presence for the real world. *Mobile Networks and Applications* 7, Kluwer Academic Publishers, 2002, 365-376.
16. McCrickard, D. S., Czerwinski, M., & Bartram, L. Introduction: Design and evaluation of notification user interfaces. *International Journal of Human-Computer Studies*, to appear.
17. Munson, J. P. & Gupta, V. K. Location-based notification as a general-purpose service, in *Proceedings of the 2nd International Workshop on Mobile Commerce (WCM '02)*, ACM Press, 2002, 40-44.
18. Mynatt, E. D., Adler, A., Ito, M., & O'Day, V. Design for network communities, in *Proceedings of CHI '97*, ACM Press, 1997, 210-217.
19. Neale, D. C., Dunlap, D., Isenhour, P., & Carroll, J. M. Collaborative critical incident development, in *Proceedings of the Human Factors and Ergonomic Society*, 2000, 598-601.
20. Olson, G. M. & Olson, J. S. Groupware and computer-supported cooperative work, in J. A. Jacko & A. Sears (Eds.) *The Human-Computer Interaction Handbook*, Lawrence Erlbaum Associates, 2003, 583-595.
21. Pedersen, E. & Sokoler, T. AROMA: Abstract representations of presence supporting mutual awareness, in *Proceedings of CHI '97*, ACM Press, 1997, 51-58.
22. Preece, J. & Maloney-Krichmar, D. Online communities: Focusing on sociability and usability, in J. A. Jacko & A. Sears (Eds.) *The Human-Computer Interaction Handbook*, Lawrence Erlbaum Assoc., 2003, 583-595.
23. Putnam, R. D. *Bowling Alone: The Crumbling and Revival of American Community*. Simon & Schuster, 2000.
24. Schuler, D. How to kill community networks. Hint: We may have already started. *The Network Observer*. (January), 1996.
25. Schuler, D. *New Community Networks: Wired for Change*. Addison-Wesley, 1996. Available online: <http://www.scn.org/ncn/>
26. Smith, M., Cadiz, J., & Burkhalter, B. Conversation trees and threaded chats, in *Proceedings of CSCW '00*, ACM Press, 2000, 97-105.
27. Smith, M. A. & Fiore, A. T. Visualization components for persistent conversations, in *Proceedings of CHI '01*, ACM Press, 2001, 136-143.
28. Stathis, K., de Bruijn, O., & Macedo, S. Living memory: agent-based information management for connected local communities. *Interacting with Computers* 14, 6 (Dec 2002), Elsevier Science, 663-688.
29. Vronay, D., Smith, M., & Drucker, S. Alternative interfaces for chat, in *Proceedings of UIST '99*, ACM Press, 1999, 19-26.
30. Walters, G. J. Privacy and security: An ethical analysis, *Computers and Society* (June 2001), 8-23.
31. Wellman, B. Does the Internet increase, decrease or supplement social capital? Social networks, participation and community commitment. Revised version (with A. Quan-Haase, J. Witte, & K. Hampton). *American Behavioral Scientist* 45, 3 (November 2001), 437-56 (revised version for Hungarian Journal for Social Sciences)..
32. Whittaker, S. Talking to strangers: An evaluation of the factors affecting electronic collaboration, in *Proceedings of CSCW '96*, ACM Press, 1996, 409-418.